



www.icarusworld.net

ICARUS World Support
support@icarusworld.net

Single Brake Line

Final Measurements (cm)

OUTSIDE	A1	471,0
	A2	471,0
	A3	471,0
	A4	471,0
CENTER	A5	471,0

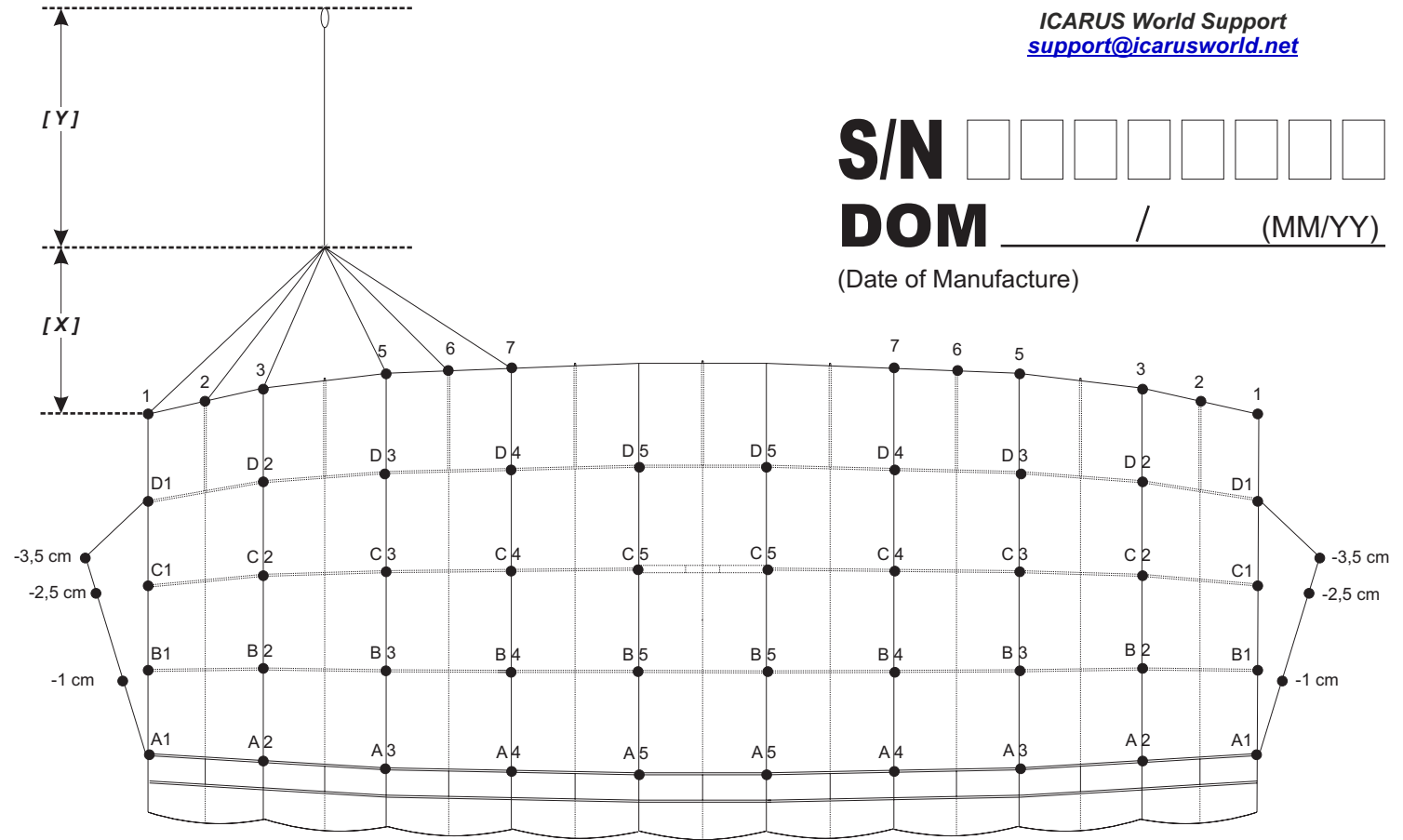
OUTSIDE	B1	478,0
	B2	478,0
	B3	478,0
	B4	478,0
CENTER	B5	478,0

OUTSIDE	C1	494,0
	C2	494,0
	C3	494,0
	C4	494,0
CENTER	C5	494,0

OUTSIDE	D1	517,0
	D2	520,0
	D3	523,0
	D4	524,0
CENTER	D5	525,0

		Single Brake Line
[X] UPPER STEERING LINES	1	171,0
	2	159,0
	3	143,0
	4	x
	5	143,0
	6	159,0
	7	171,0
	8	x
[Y] LOWER STEERING LINE		414,0

CANOPY	Tandem
SIZE	330



S/N

DOM _____ / _____ (MM/YY)

(Date of Manufacture)

WHEN YOU RECEIVE A NEW LINE SET:

- **A-Lines:** you can place them in either A-Line position, since all of them have the same length, and they are not specifically marked with their spanwise position and cascading marking.

- **B or D Lines (cascades):** you can place them in either B or D-Line position, since all of them have the same length, and they are not specifically marked with their spanwise position.



www.icarusworld.net

ICARUS World Support
support@icarusworld.net

Double Command Standard (6 & 2)

Final Measurements (cm)

OUTSIDE	A1	471,0
	A2	471,0
	A3	471,0
	A4	471,0
CENTER	A5	471,0

OUTSIDE	B1	478,0
	B2	478,0
	B3	478,0
	B4	478,0
CENTER	B5	478,0

OUTSIDE	C1	494,0
	C2	494,0
	C3	494,0
	C4	494,0
CENTER	C5	494,0

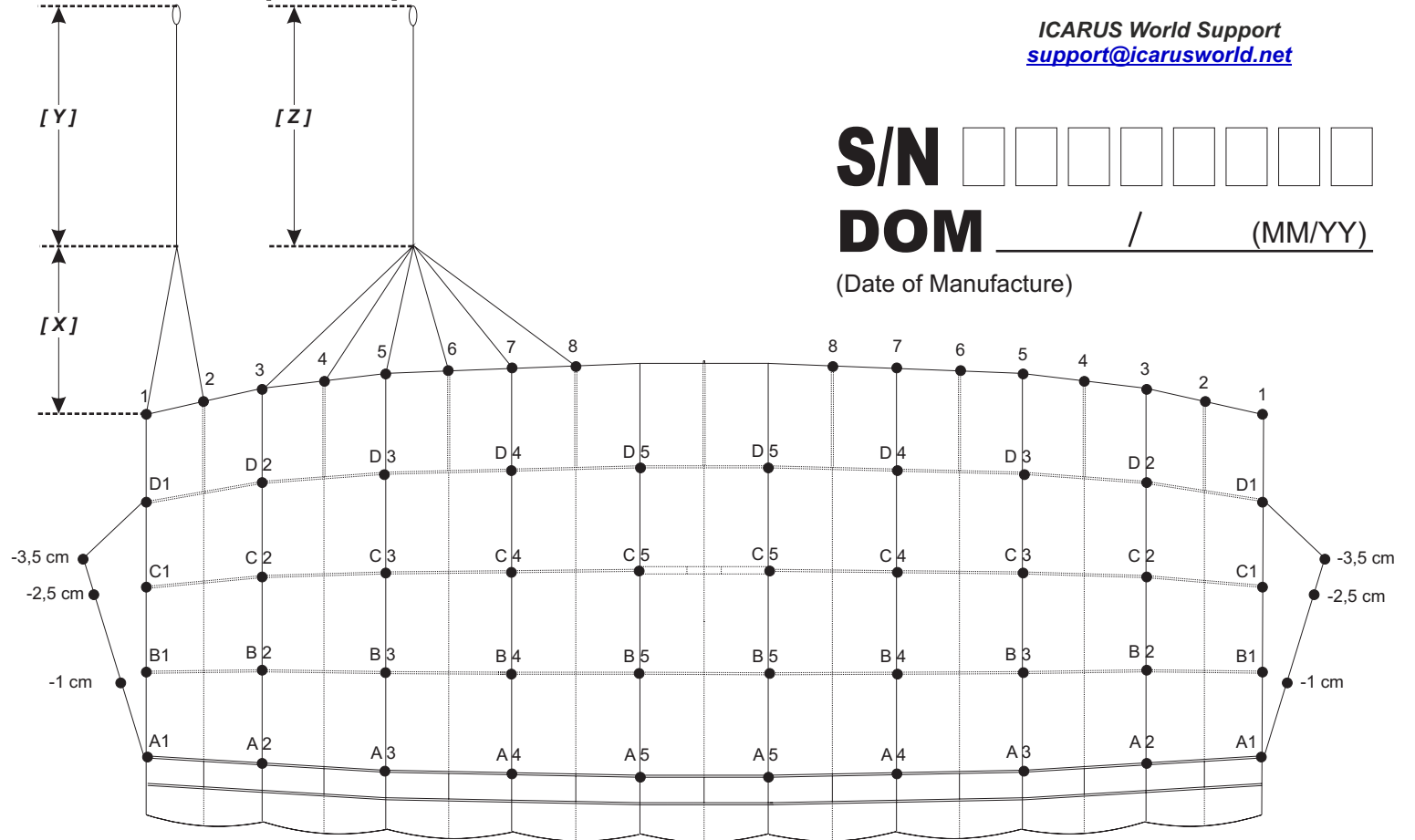
OUTSIDE	D1	517,0
	D2	520,0
	D3	523,0
	D4	524,0
CENTER	D5	525,0

		Standard (6&2)
[X] UPPER STEERING LINES	1	143,0
	2	143,0
	3	171,0
	4	159,0
	5	143,0
	6	143,0
	7	159,0
	8	171,0

[Y] LOWER STEERING LINE	409,0
---------------------------	-------

[Z] LOWER STEERING LINE	414,0
---------------------------	-------

CANOPY	Tandem
SIZE	330



S/N

DOM _____ / _____ (MM/YY)

(Date of Manufacture)

WHEN YOU RECEIVE A NEW LINE SET:

- **A-Lines:** you can place them in either A-Line position, since all of them have the same length, and they are not specifically marked with their spanwise position and cascading marking.

- **B or D Lines (cascades):** you can place them in either B or D-Line position, since all of them have the same length, and they are not specifically marked with their spanwise position.



Double Command Option (2 & 6)

www.icarusworld.net

ICARUS World Support
support@icarusworld.net

Final Measurements (cm)

OUTSIDE	A1	471,0
	A2	471,0
	A3	471,0
	A4	471,0
CENTER	A5	471,0

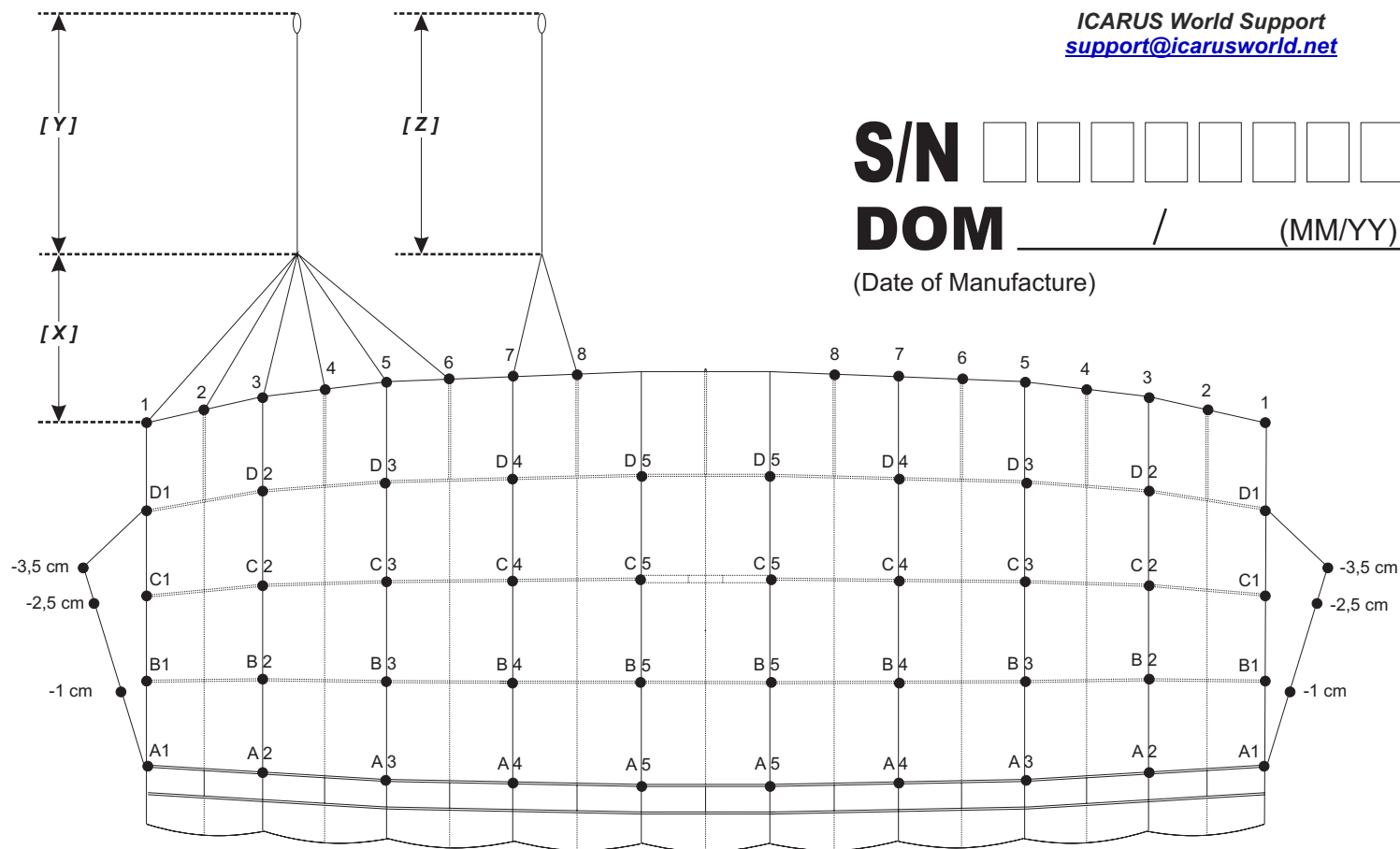
OUTSIDE	B1	478,0
	B2	478,0
	B3	478,0
	B4	478,0
CENTER	B5	478,0

OUTSIDE	C1	494,0
	C2	494,0
	C3	494,0
	C4	494,0
CENTER	C5	494,0

OUTSIDE	D1	543,8
	D2	547,0
	D3	550,1
	D4	551,2
CENTER	D5	552,2

		Option (2&6)
[X] UPPER STEERING LINES	1	171,0
	2	159,0
	3	143,0
	4	143,0
	5	159,0
	6	171,0
	7	143,0
	8	143,0
[Y] LOWER STEERING LINE		414,0
[Z] LOWER STEERING LINE		409,0

CANOPY	Tandem
SIZE	330



S/N

DOM _____ / _____ (MM/YY)

(Date of Manufacture)

WHEN YOU RECEIVE A NEW LINE SET:

- **A-Lines:** you can place them in either A-Line position, since all of them have the same length, and they are not specifically marked with their spanwise position and cascading marking.

- **B or D Lines (cascades):** you can place them in either B or D-Line position, since all of them have the same length, and they are not specifically marked with their spanwise position.