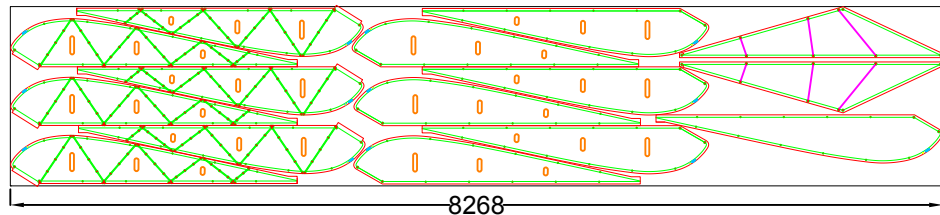
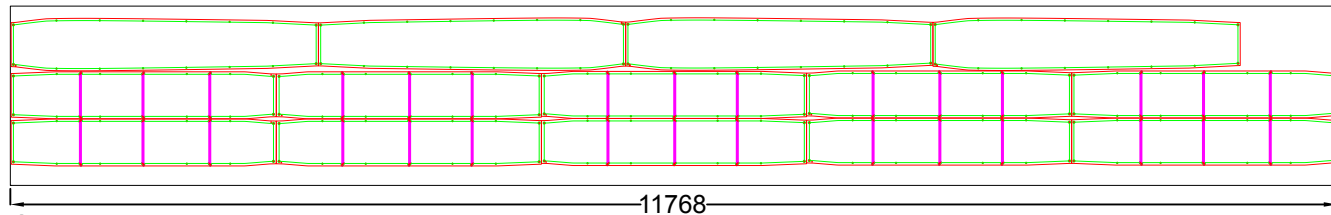


Laser cut only

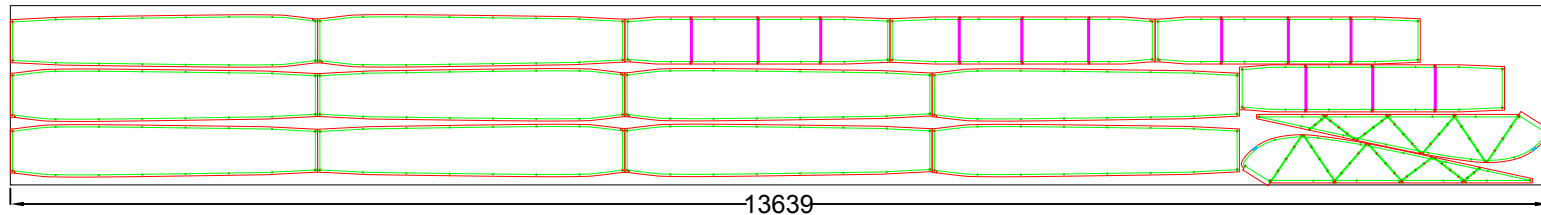
a
PROFILES
1 LAYER PER 1



b
TOP & BOTTOM CELLS
1 LAYER PER 1



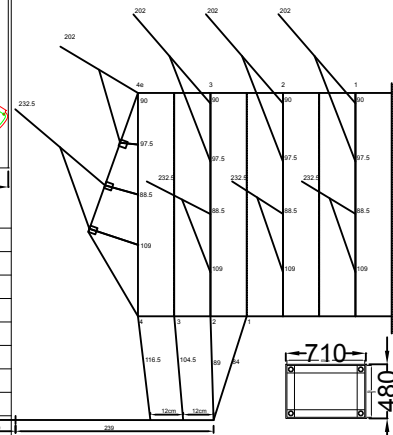
c
TOP BOTTOM CELLS & PROFILES
1 LAYER PER 1



Consumption	Ref. No	To be prepared for Marker	m
F1,11(1.6m)	a	1x8.29	8.29
F1,11(1.6m)	b	1x11.80	11.81
F1,11(1.6m)	c	1x13.66	13.66
Total			33.76

BOTTOM LEADING EDGE =
25mm
BOTTOM LEADING EDGE BINDING TAPE =12.5mm

Rush 150 - Final
4.12.2005 - Ref 3



Customer	Performance Variable
Product	RUSH 150 NEW RESERVE
Mini.Qty	1
Version	113 SCALED -1.1535
Based on File	Q 113
Sheet made by	Shiran
Checked by	
Approved by	
Date	25.08.2003

* C, D Line Points Moved 11.6774 mm
according to MD's Instruction on 10-10-2003