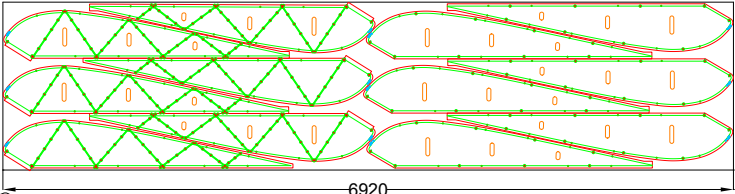


Ⓐ

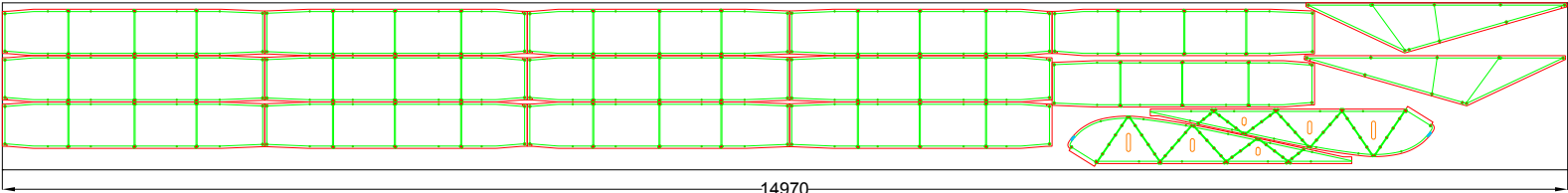
PROFILES  
1 LAYER PER 1

Laser cut only




Ⓑ

TOP BOTTOM CELLS AND PROFILES  
1 LAYER PER 1



Ⓒ

TOP CELLS AND PROFILES  
1 LAYER PER 1



Consumption	Ref. No	To be prepared for Marker	m
F1,11(1.6m)	a	1x6.94	6.94
F1,11(1.6m)	b	1X14.99	14.99
F1,11(1.6m)	c	1x14.52	14.52
Total			36.45
BOTTOM LEADING EDGE			=
25mm			
BOTTOM LEADING EDGE BINDING TAPE =12.5mm			

\* C, D Line Points Moved 12.4316 mm according to MD's Instruction on 14-10-2003

Customer	Performance Variable
Product	RUSH 170 NEW RESERVE
Mini.Qty	1
Version	113 SCALED -1.2280
Based on File	Q 113
Sheet made by	Shiran
Checked by	
Approved by	
Date	25,08,2003

Rush 170 - Final  
14.12.2005 - Ref 3  
\*1 keep position changed on 07.10.2007

