

CYPRES

HANDLING CYPRES 2 QUICK GUIDE

184 000 units

none have failed to

activate

100 million jumps

and cut through the loop

3000 lives saved

**when the conditions were met
as we know of July 2015**

Quick Guide “Handling CYPRES 2”



click the button (a short press and release)



hold the button (keep the button pressed)



release the button



LED flash



LED ON



LED OFF



next indication / action



indication sequence ends with



This Quick Guide does not replace the CYPRES 2 User's Guide nor releases the user from the obligation to comply with the contents of the CYPRES 2 User's Guide.

switching ON



self-test and
calibration

10

9

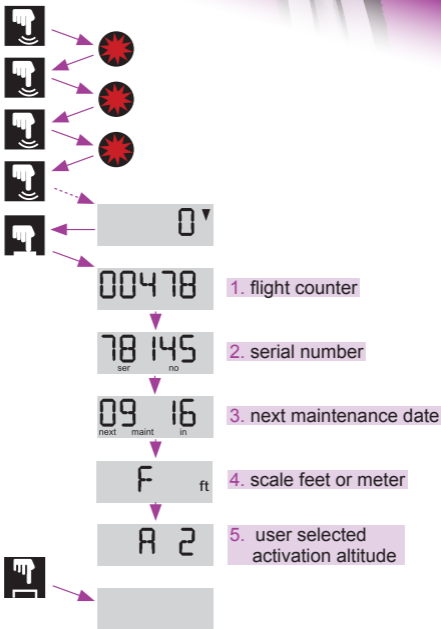
8



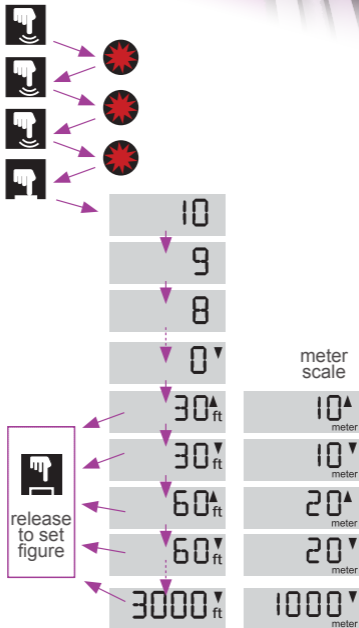
0

unit switched ON

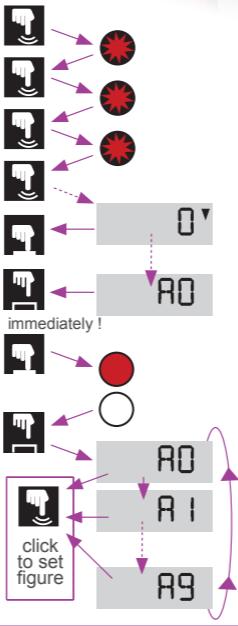
unit information



Dropzone Offset

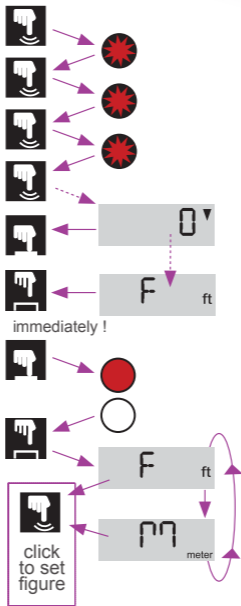


set activation altitude

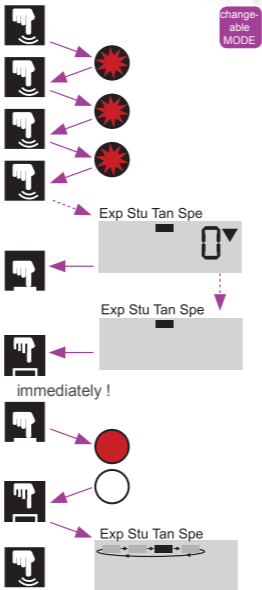


2x

changing the scale



changing the MODE Expert Student Tandem Speed



2x

click to set figure