



-THINK - VERTICAL



ENGLISH

**NEXT
MILLENIUM
TANDEM**
CLOSING THE MAIN CONTAINER


A.1.a Closing the main container



Picture A.1-1



Picture A.1-2



Picture A.1-3



Picture A.1-4




Picture A.1-5


Note!

Always leave minimum a finger's width of cable between the loop and the shrink tube to optimize the extraction of the flexpin due to better mechanical advantage.

A.1.b Connecting and folding the drogue



Picture A.1-6




Picture A.1-7



Picture A.1-8



Picture A.1-9



Picture A.1.10



Picture A.1.11